

ALLZIC RADIO WINDOWS PHONE


Please include from beginning the following SDKS:

Analytics tags

Google add tags (make sure sound of the radio disappear in case a advertisement comes)

Apspanel Push tag

Review system on the stores



At the end of this doc you will find the list of streams you will need for this app

HOME PAGE



You can search a radio with search bar

You can get to Allzic Radios pages

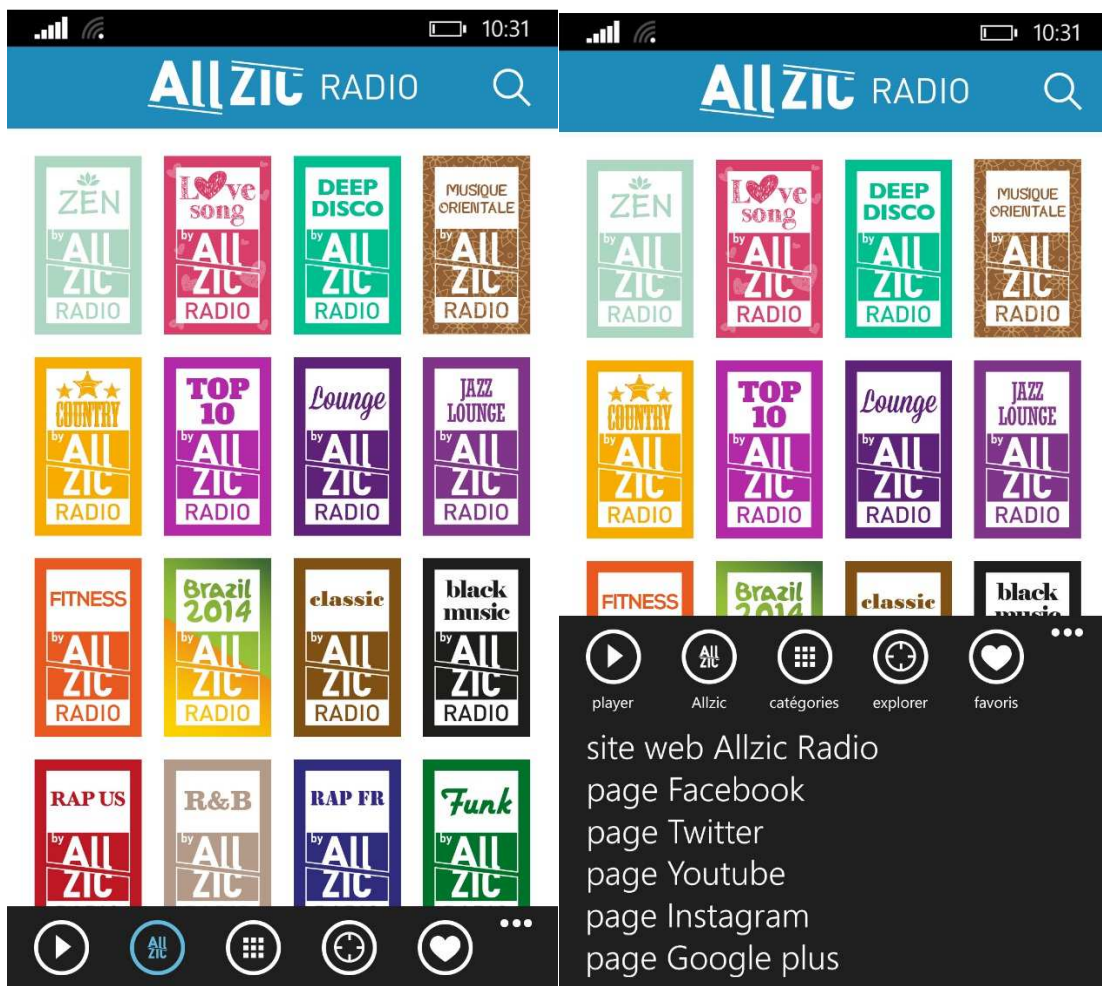
You can choose a categorie

You can have different options with explorer page

You can get to your favorite radios

Same with the down bar (+ options to go on social medias)

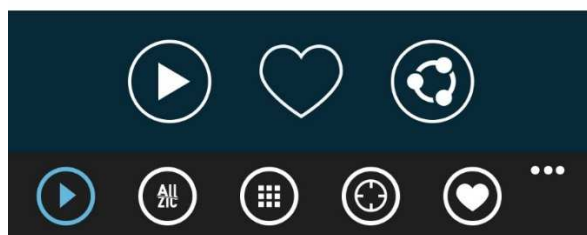

Allzic Radio Page



When you slide you get infinite list of Allzic radios

On clicking on a logo you get the player (with radio playing)

PLAYER PAGE



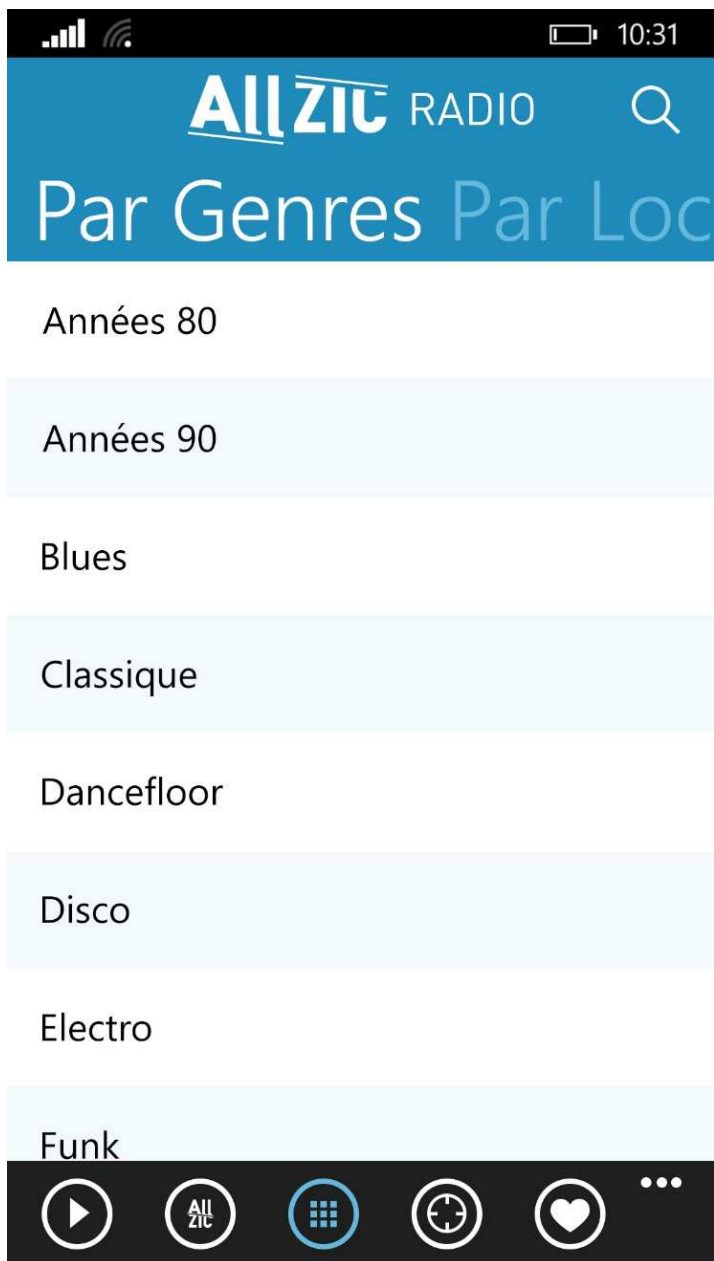
On the player you get :

Search bar if you know the name of the radio user want

- Logo of the played radio
- Name of the played radio
- Description of the radio (if description longer than 2 lines you have to press “lire la suite” that will slide down rest of description
- Name of artist / title / sleeve (if no information there will be a no sleeve and a no title/no artist sentence)
- A play/stop + favorite + option + sharing buttons (in this case you send a message thanks to every means at your disposal on your phone)

Below you get the normal bar (play is in blue because you are on this page) – in this case radio is stopped since you have the play button

PAGE CATEGORIES



At the top : Search bar if you know the name of the radio user want

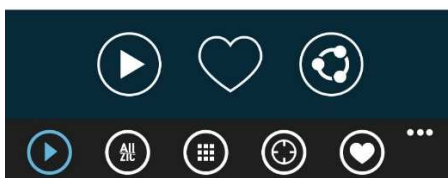
By sliding on the top of this page you can choose radios by type / by localization

If you choose by type (genre) you get different categories (slide down to get the others)



When you clic on a type of radio, you display a page with the name of the category, the possibility to get this page on favorite and a list of radios of this category.

When you choose a radio you get the player of this radio (example below)



If you choose by localization you get 3 different choices



By choosing localization you get a list of radios and then by choosing you launch the player

OPTION PAGE

At the top : Search bar if you know the name of the radio user want



On this page you can get different options by sliding at the top :

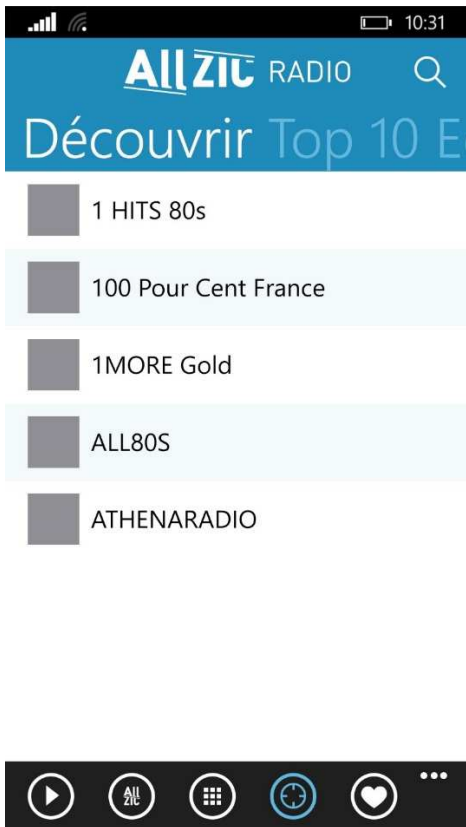
Top 10 : listing of the 10 radios most played on Allzic



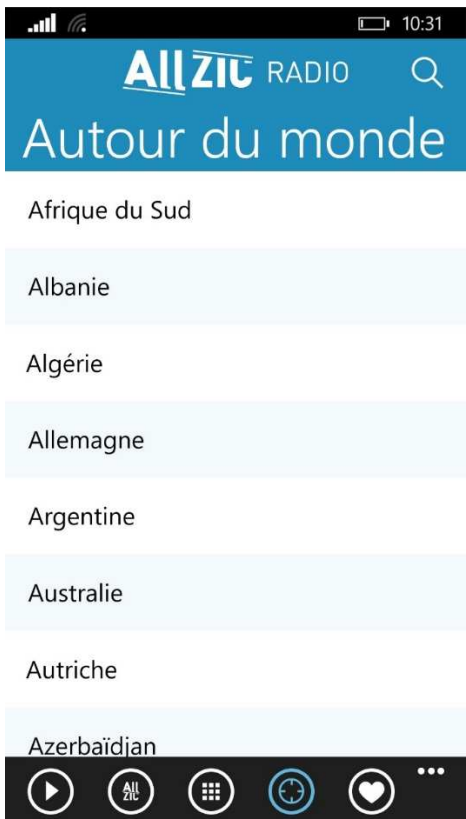
Ecoutes récentes : 10 recently played radios on user phone (display logo radio on the left + right : name of the radio + down when it was listened (days and time) – caution : this is not showed on the picture below



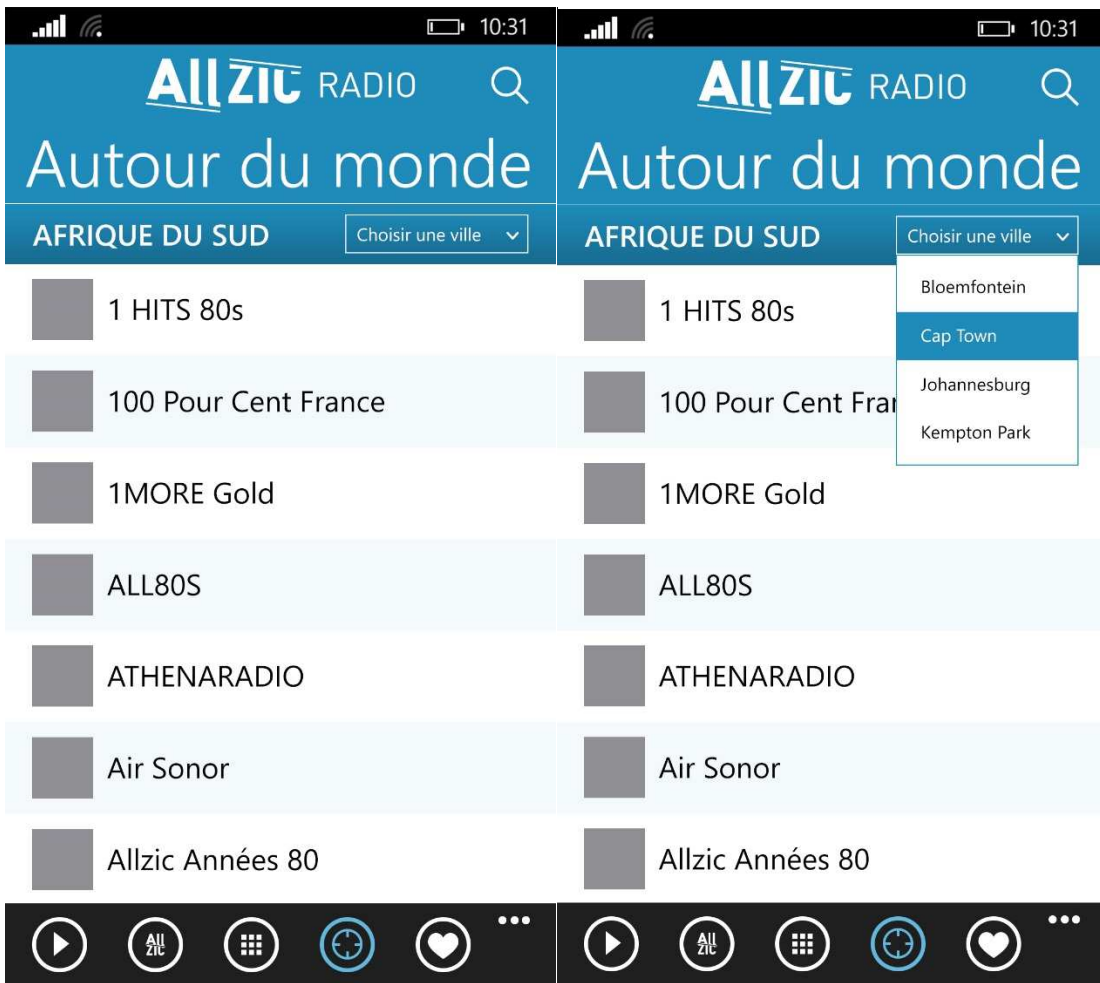
Découvrir : proposal of 5 radios



Autour du monde : list of countries...



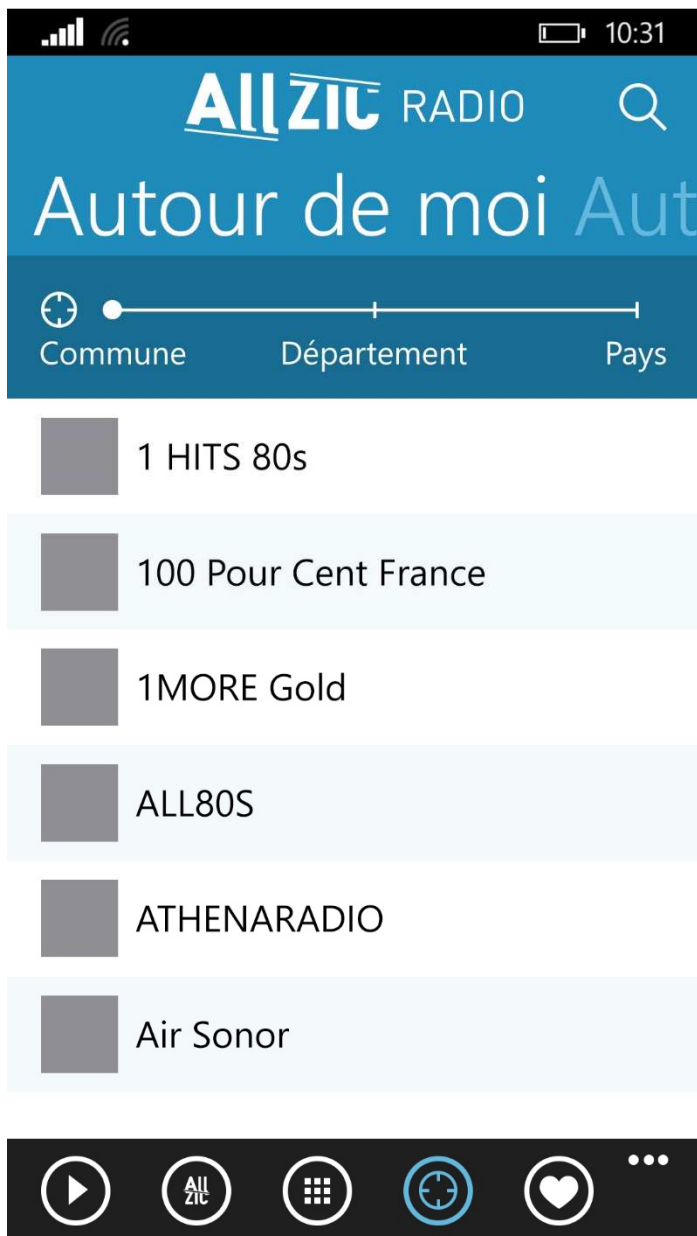
When you choose a country , radios of this country are displayed – you can (or no) choose a town (choisir une ville in french)



When a city is chosen you get the radios of this town and if you clic you get to the player

Autour de moi :

User is geolocalised. He can choose on this page to get radios from the city he is / department / country (he has to slide from "Commune " (city) to pays (country))



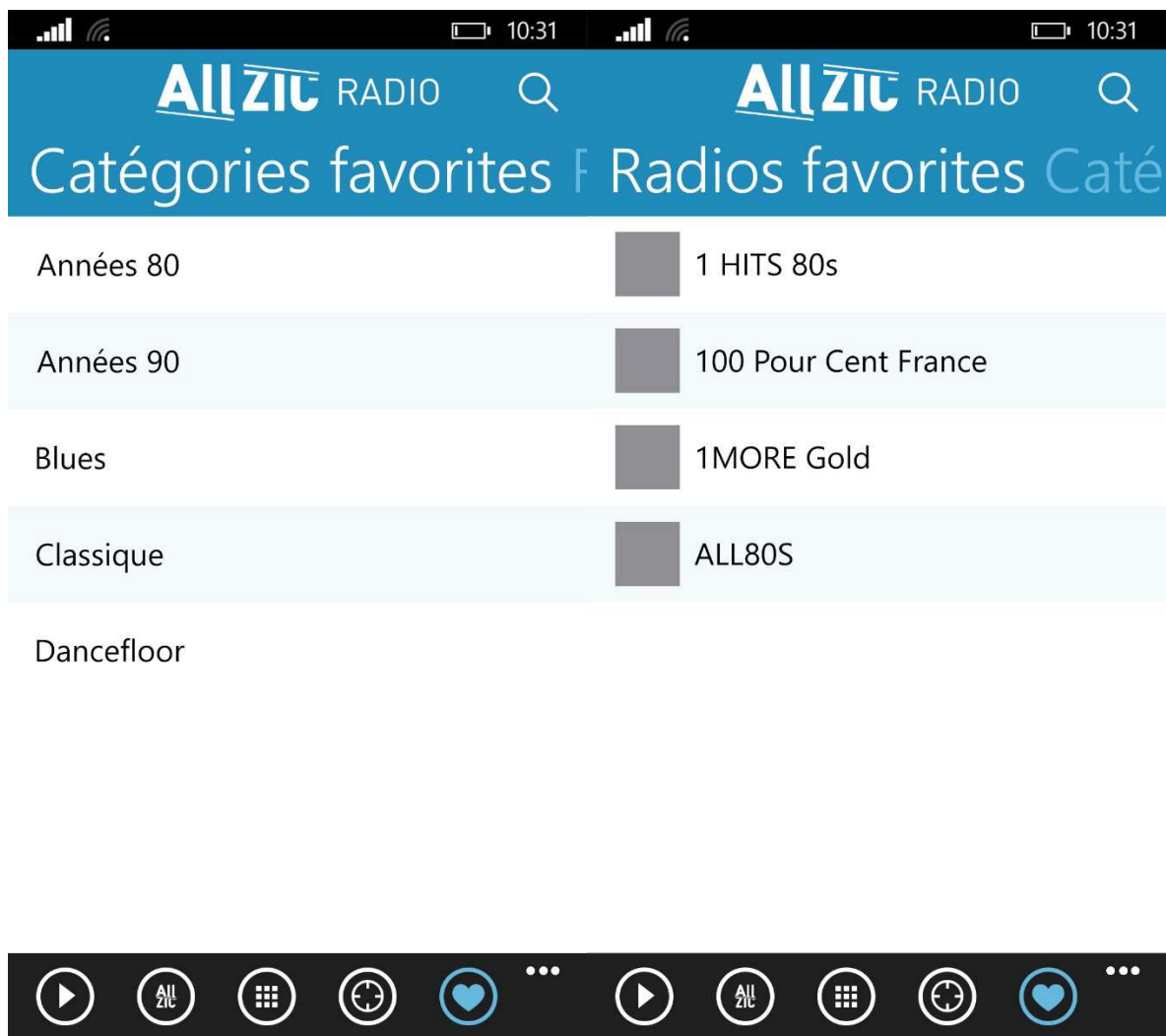
FAVORIS PAGE :

you can put a radio in favorite but also a category

In cas user has no favorite radio please display message below



In case a category or radio is in favorite :



SEARCH BAR — You can always search by typing the name of the radio you search



STREAMS FOR ALLZIC RADIO :

Base URL : <http://www.allzicradio.com>

```
/* flux apps
*
* -- LISTINGS RADIOS --
* /json/get_all : all radios
* /json/get_all/1 : only allzic
* /json/get_radio_by_id/ID : détails of a radio thanks to an ID
* /json/get_radios_by_categories/ID : list of radios for a given category (ID)
* /json/get_radios_by_zipcode/COUNTRY_ID/ZIPCODE/PAGE/LIMIT : list of radios for a country and/ or one/many
postal codes postaux given (separated by - if many)
* /json/get_radios_by_city/COUNTRY_ID/CITY/PAGE/LIMIT : liste des radios pour un pays et une ville donnée
* /json/get_radios_by_department/COUNTRY_ID/DEPARTMENT/PAGE/LIMIT : liste of radios for a country and
departement
* /json/get_radios_by_country/COUNTRY_ID/PAGE/LIMIT : list of radios for a country
* /json/get_top : Top all radios
* /json/get_suggest/IDS : List of suggestions of radios en fonction d'ID(s) (séparés par des tirets - )
*
* -- DONNEES DIVERSES --
* /json/get_categories : list for categories
* /json/get_departments : list for départements
* /json/get_cities/COUNTRY_ID/PAGE/LIMIT : list of towns for a country
* /json/get_countries : list of countries
*
* -- RECHERCHE --
* /json/autocomplete/STR : autocomplete
* /json/search : search with POST['search']
*/
```

MESSAGES FOR ALLZIC RADIO :

When you share a title (on player)

MAIL :

(Title for mail **NOT FOR MESSAGES TEXTO**) : A découvrir absolument !

Text : « Top ! En ce moment j'écoute **ARTIST – TITLE** sur mon portable grâce à l'application ALLZIC RADIO téléchargeable gratuitement pour iPhone, Android et Windows phone. A découvrir sur ton store ou sur www.allzicradio.com»

SMS or social media :

Text : « Top ! En ce moment j'écoute **ARTIST – TITLE** sur mon portable grâce à l'application ALLZIC RADIO téléchargeable gratuitement pour iPhone, Android et Windows phone. A découvrir sur ton store ou sur www.allzicradio.com»

MEDIAS for allzicradio

Website : www.allzicradio.com

Facebook : <https://www.facebook.com/allzicradio>

Tweeter : <https://twitter.com/allzicradio>

Google+ : <https://plus.google.com/+Allzicradio>

Instagram : <https://www.instagram.com/allzicradio/>

Youtube : <https://www.youtube.com/c/allzicradio/featured>